

# **Children's Experience of Violence & What the Evidence Tells us Helps Keep them Safe**

**Gail Gibbons, Assistant  
Director of Change –  
Children's Services,  
Neighbourhoods & the Youth  
Sector**



# The Youth Endowment Fund

## Our Vision

A world where no child becomes involved in violence.

## Our Mission

To find what works and build a movement to put this knowledge into practice.





# Focusing on 7 essential sectors



Children's Services



Education



Health



Neighbourhoods



Policing



Youth Justice



Youth Sector



# Children, violence and vulnerability 2024

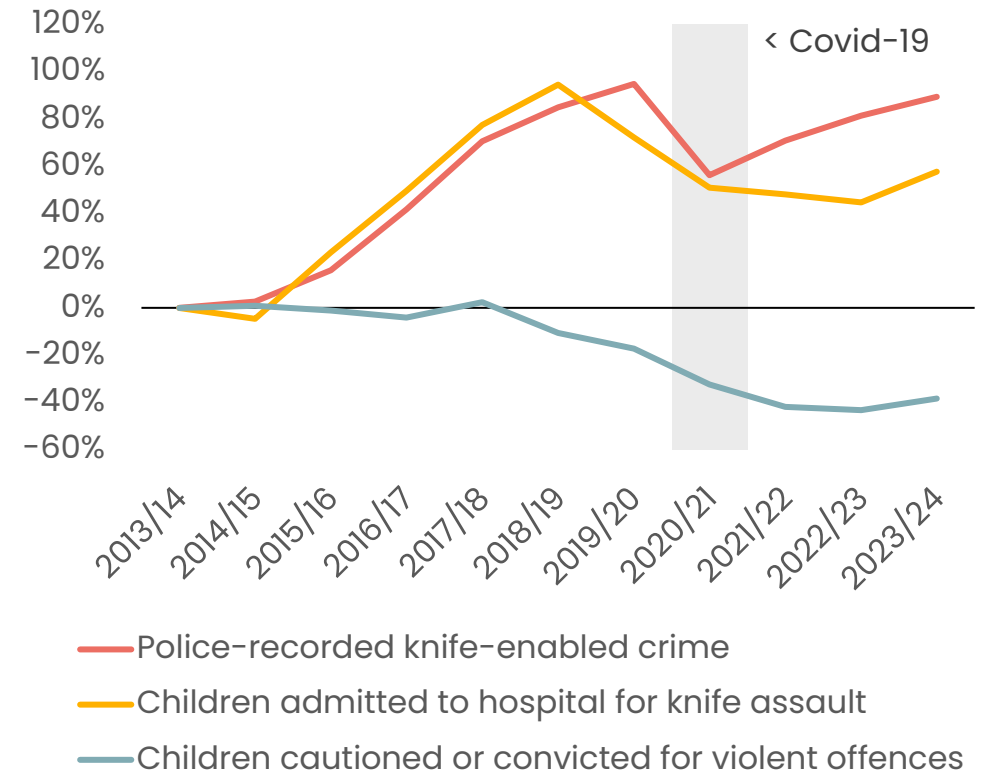
# Background to the survey

## Different sources show different things about the nature of violence...

- Police-recorded crime
- Youth justice system
- Hospital admissions
- Surveys (e.g. CSEW - 1,528 10-15-year-olds)

## Purpose of our survey is to provide....

- Robust national estimates of the number of CYP affected by violence (victims, witnesses, perpetrators)
- Greater clarity on which children are most affected by violence.
- Provide more information on the context we operate in and the sectors that support CYP



# Our latest survey

This is our third annual survey. We surveyed over 10,000 13–17-year-olds across England and Wales.

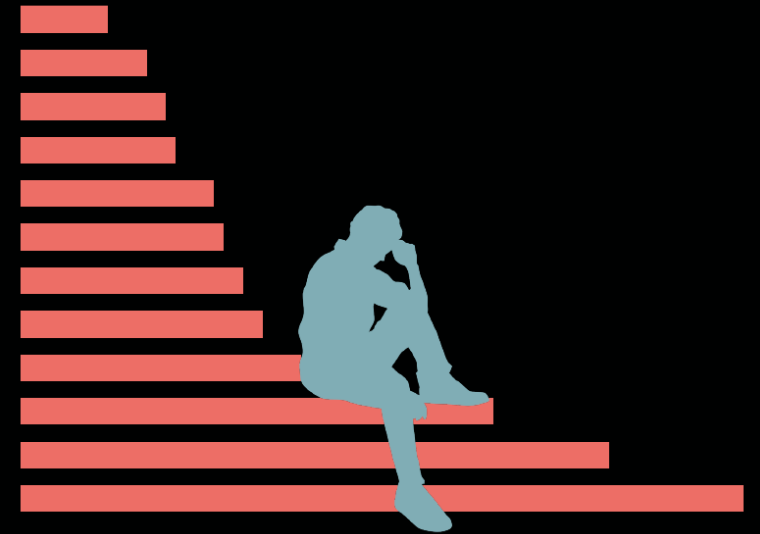
The findings were split over five separate reports:

1. Overall prevalence of violence
2. Social media
3. Gender and relationships
4. Police
5. Positive activities, youth clubs and trusted adults



# How common is violence?

1. A worrying minority of children continue to have direct experiences of violence.
2. A majority are exposed to violence on social media.
3. Relationship violence is common for both boys and girls.



# How we measured violence

“By violent crime, we mean the use of force or threat of force against another person or people, for example punching someone, threatening someone with a weapon, or mugging someone. This also includes sexual assault, which is when somebody intentionally touches someone in a sexual way without their consent.”

## Physical assault

- Someone kicked, hit, pushed/shoved, or was physically violent in some way towards another person

## Robbery

- Someone used force or threats to steal or take something from another person.

## Sexual assault

- Someone intentionally touched another person in a sexual way, e.g. touching, grabbing or kissing, without their consent (permission). Both girls and boys can be sexually assaulted by either boys/men or girls/women.

## Weapons

- Someone used or threatened to use a weapon on another person.



# A worrying minority of children continue to have direct experiences of violence

20%

have been victims in the past year

16%

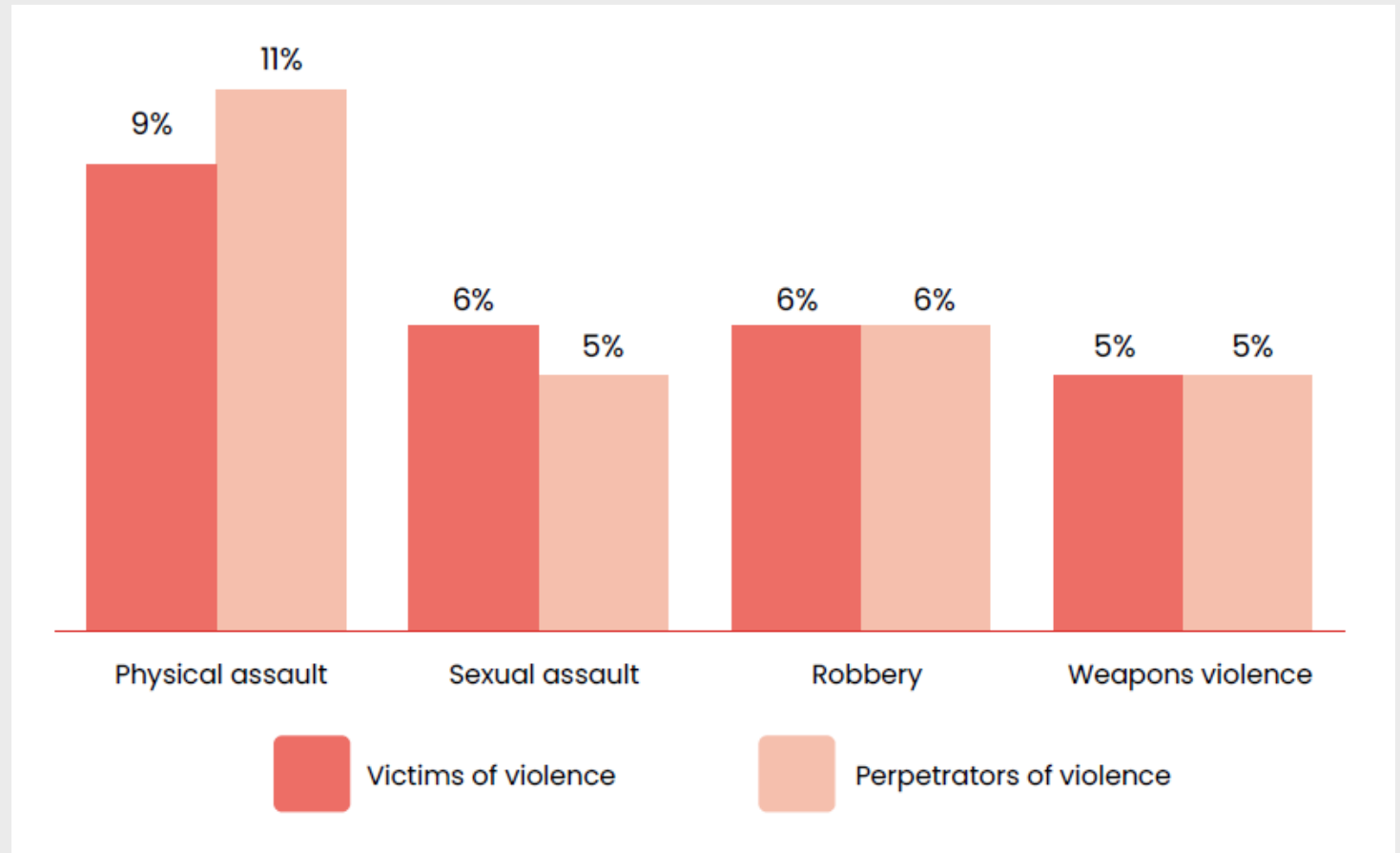
have perpetrated violence

27%

have been either victims or perpetrators

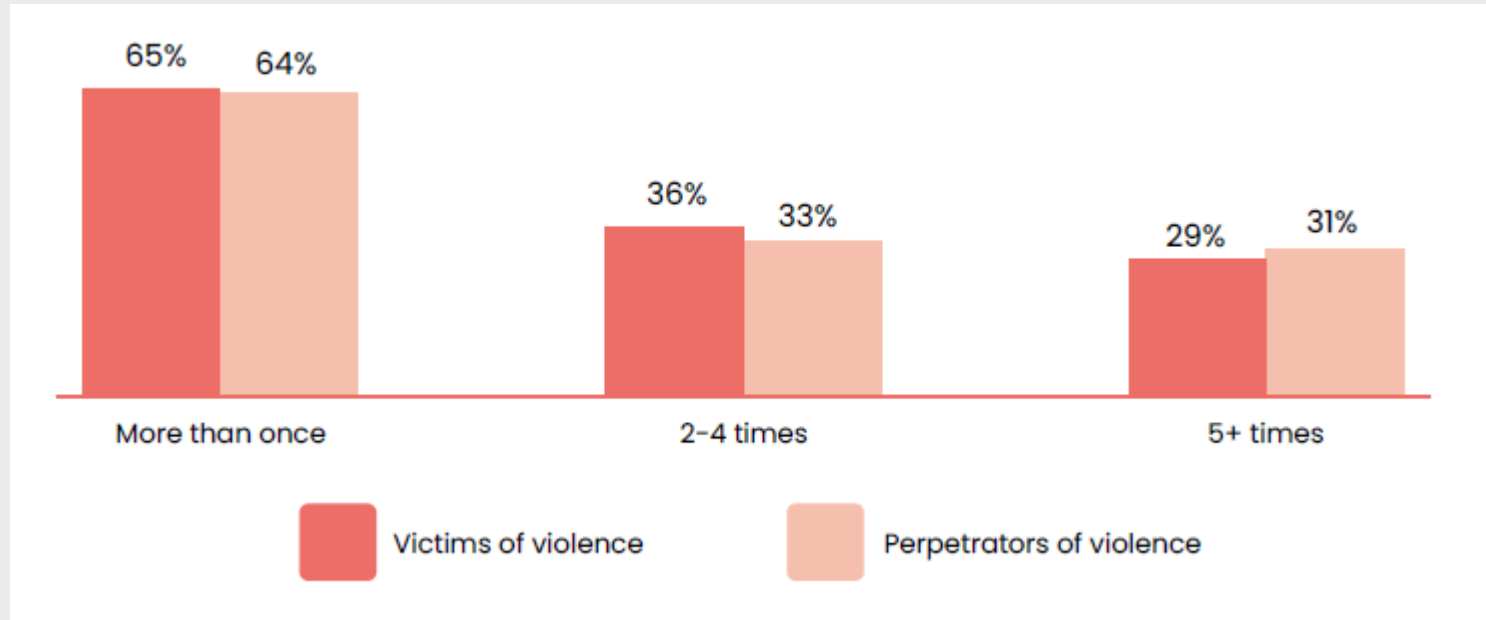
(equivalent to 960,000 13-17-year-olds)

Proportion of 13-17-year-olds who were victims and perpetrators of violence in the past 12 months:



# Most experience more than one incident

Proportion of 13–17-year-olds who were victims and perpetrators of violence who experienced more than one incident in the past 12 months:



61%

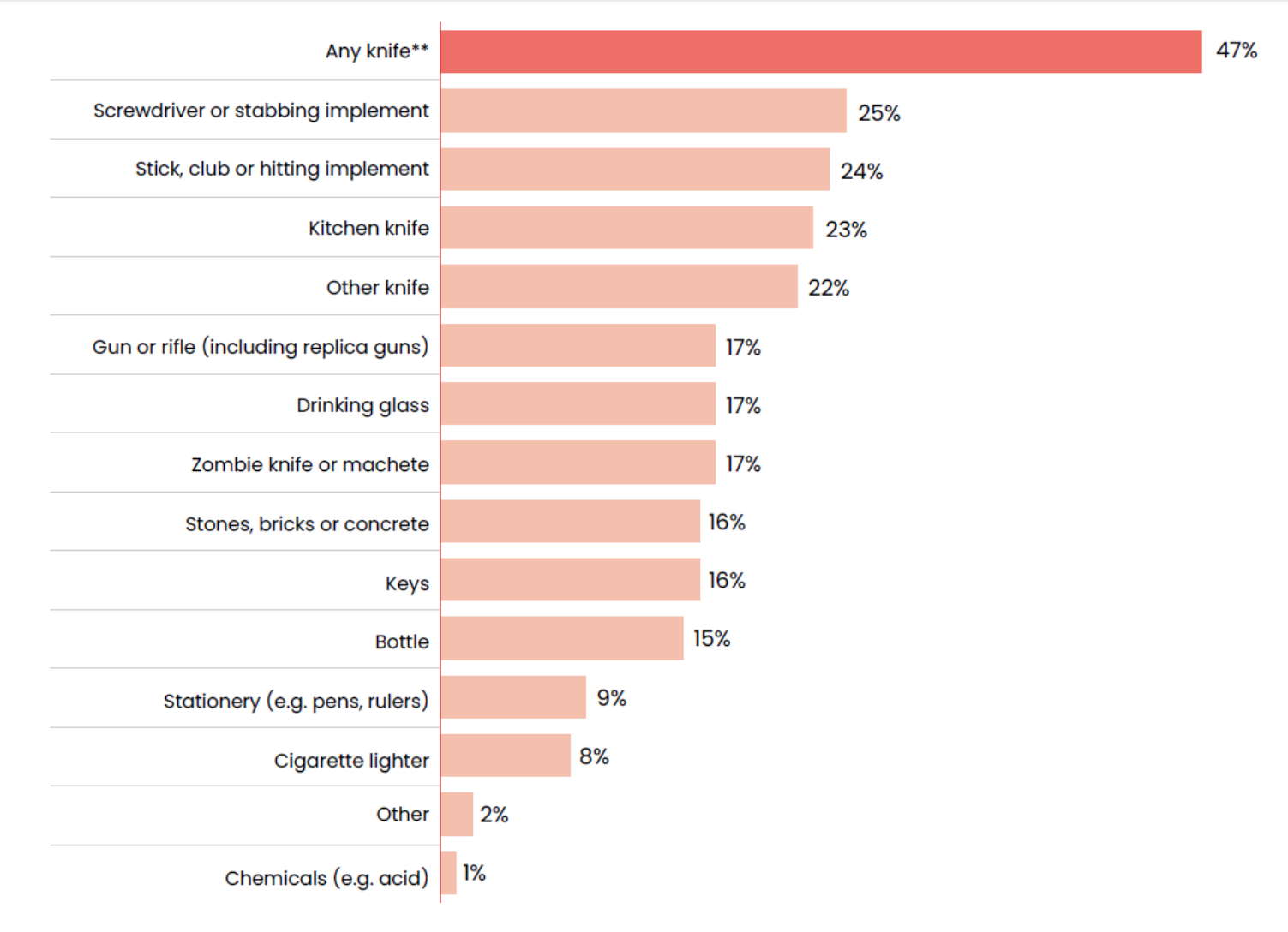
of victims experienced violence that resulted in physical injury

48%

of those who perpetrated violence say it resulted in physical injury

# 5% of children said they carried a weapon in the past year

Types of weapons carried by children who've carried one in the past year:



25%

of those carried a  
screwdriver or other  
stabbing implement

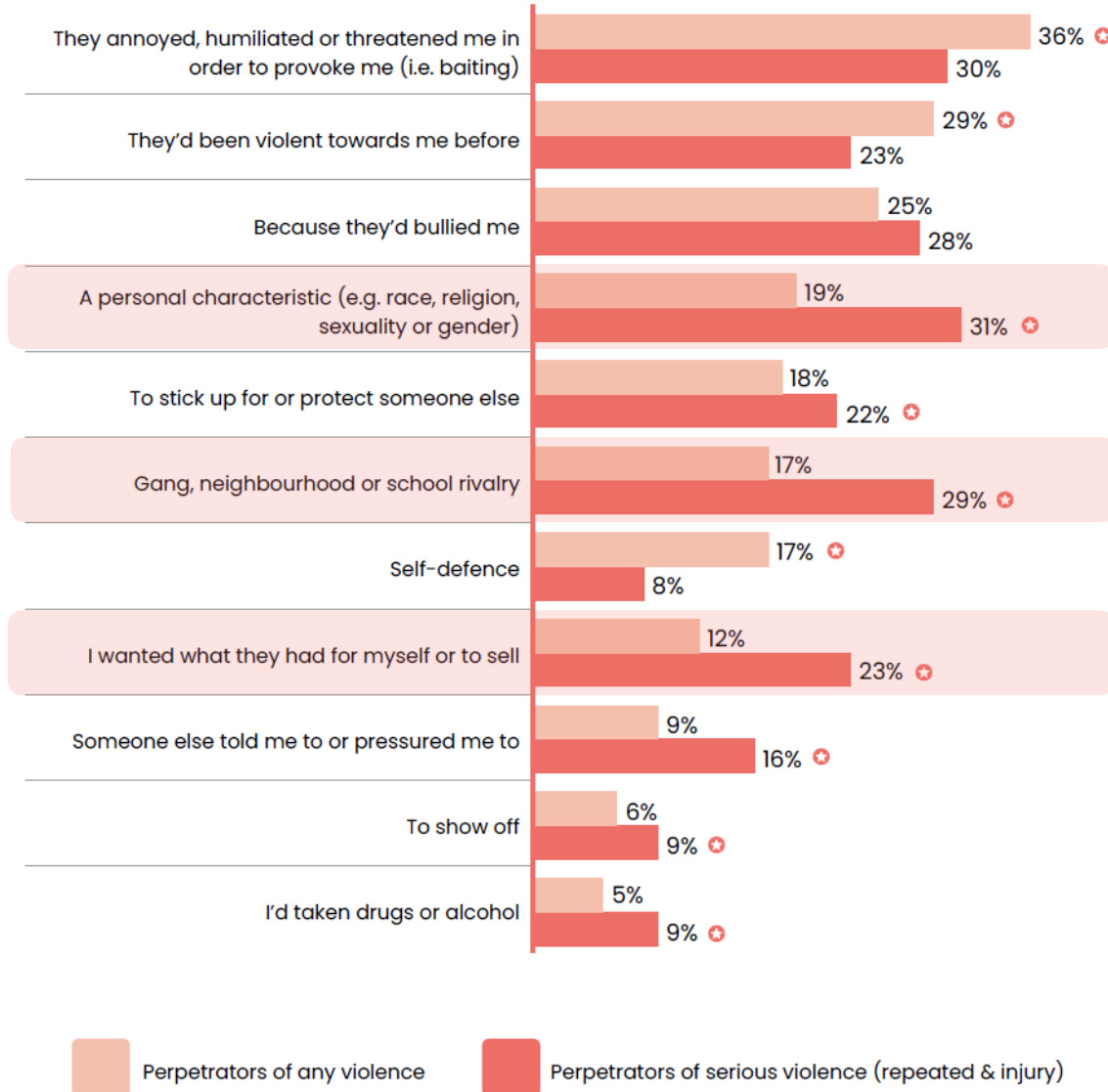
23%

carried a kitchen knife

\*\*Kitchen knife, zombie knife or machete, or other knife

# The leading reasons children gave for perpetrating violence were baiting and retaliation

CVV 2024

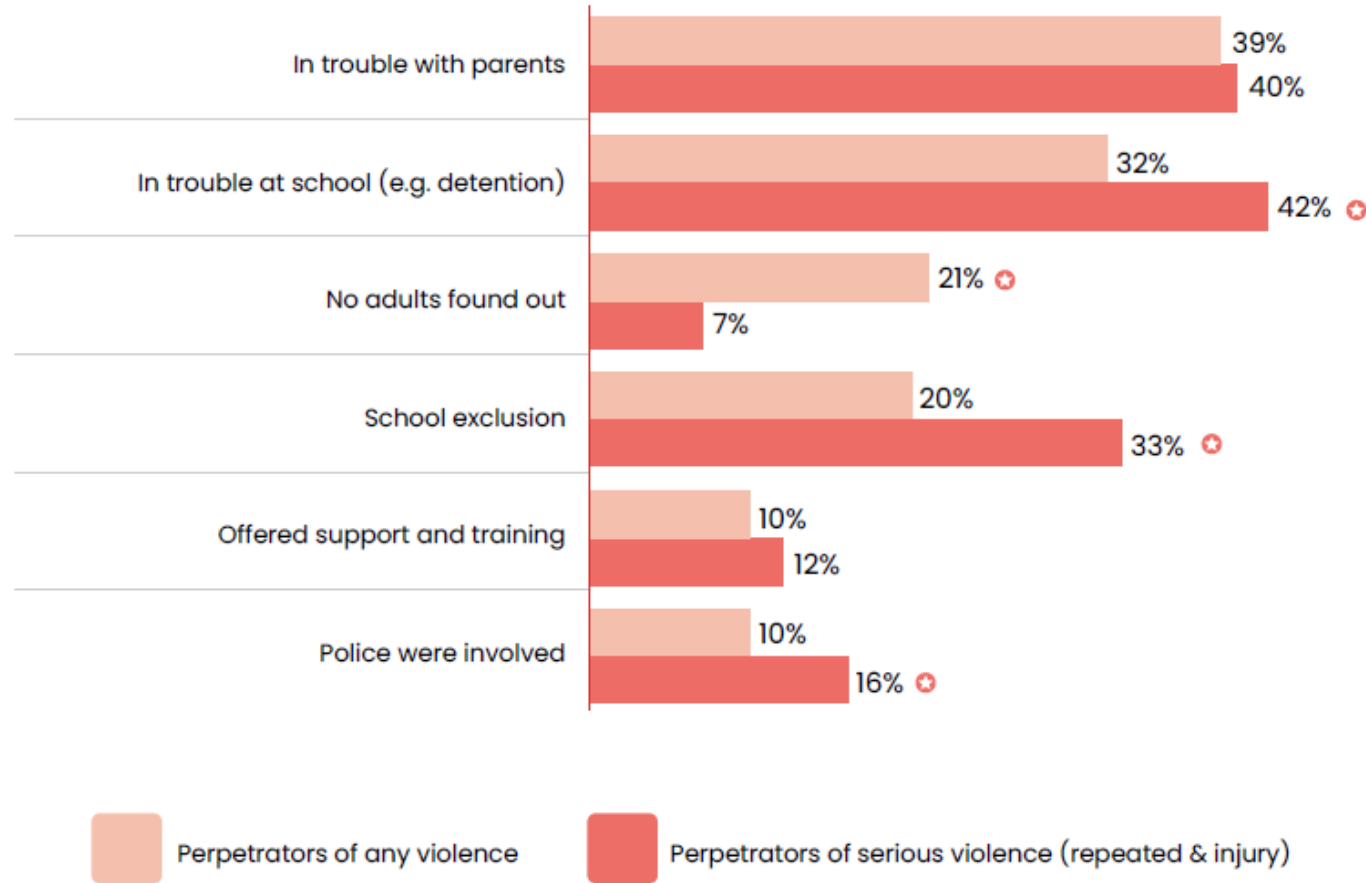


## ← Reasons children perpetrated violence

Note. Stars above bars indicate where estimates are significantly different from one another at a 95% confidence level.

# Most children perpetrating violence don't receive support

## Adults' responses to children who perpetrated violence:

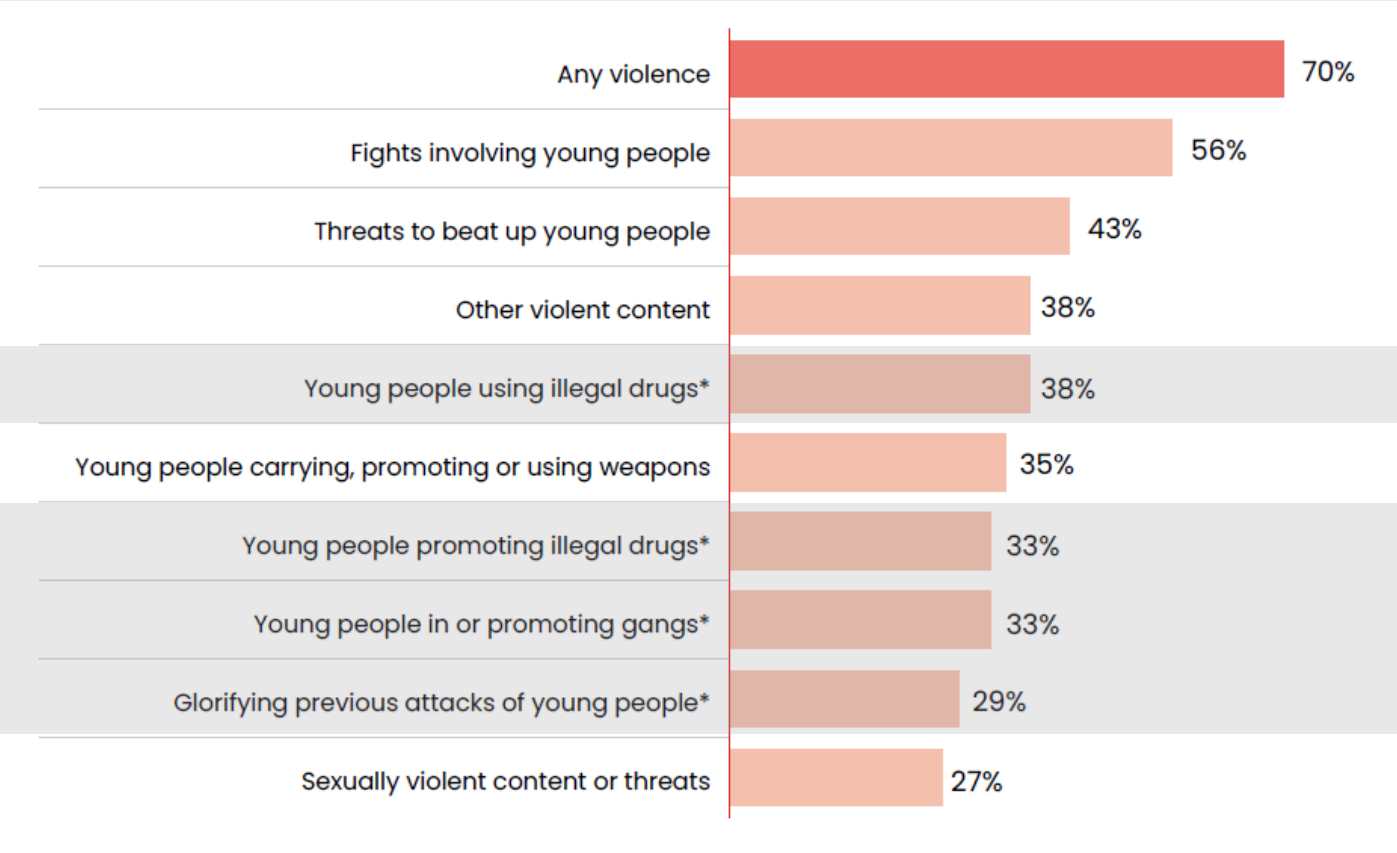


Note. Stars above bars indicate where estimates are significantly different from one another at a 95% confidence level.



# 70% of teenage children have seen violence on social media in the past year

Proportion of children who've seen different types of content on social media in the past 12 months:



Users of certain platforms are more likely to see violence

44% of TikTok users

43% of X users

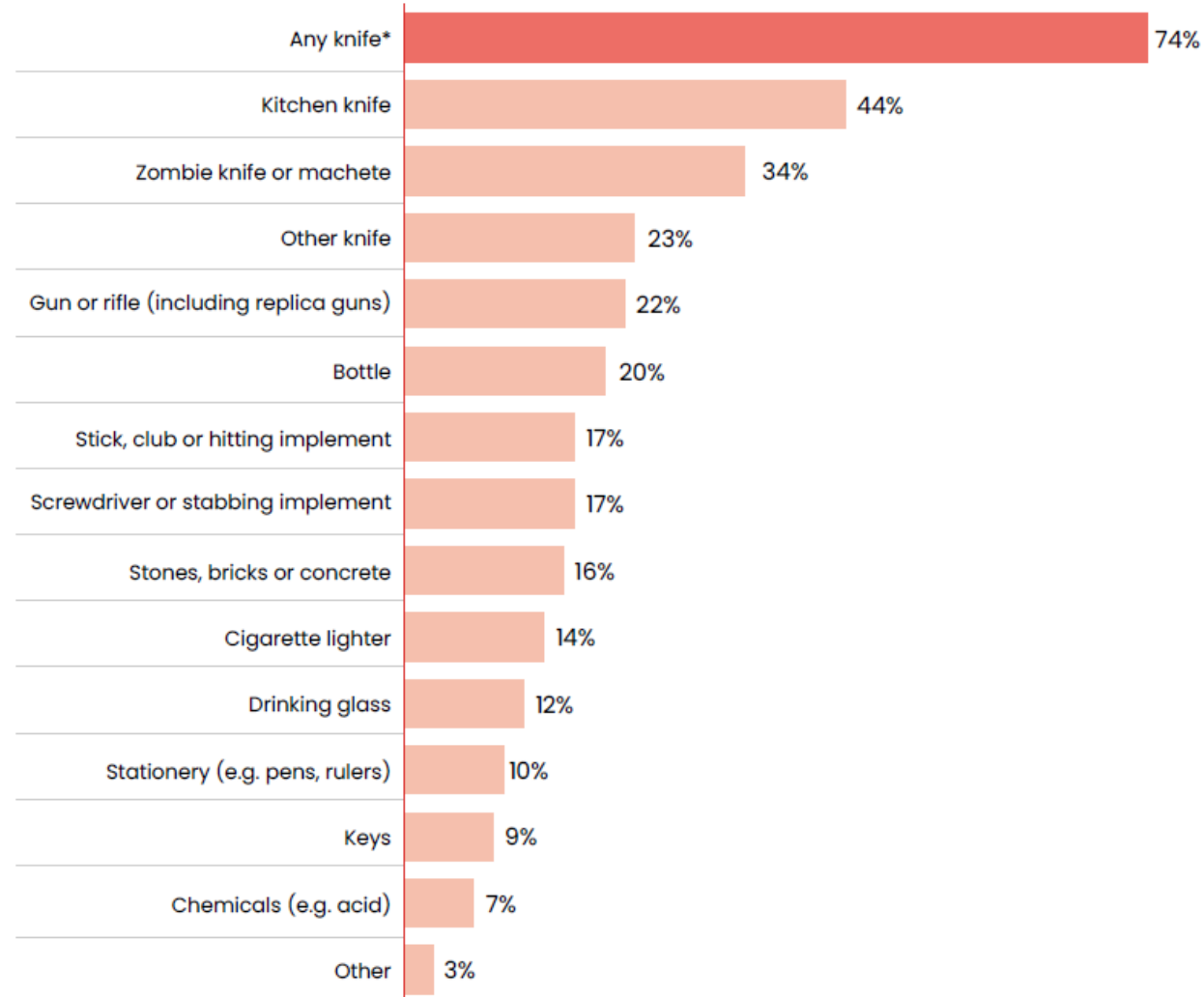
Platforms appear to be pushing content at children

6% searched for it

25% had it promoted to them by the platform

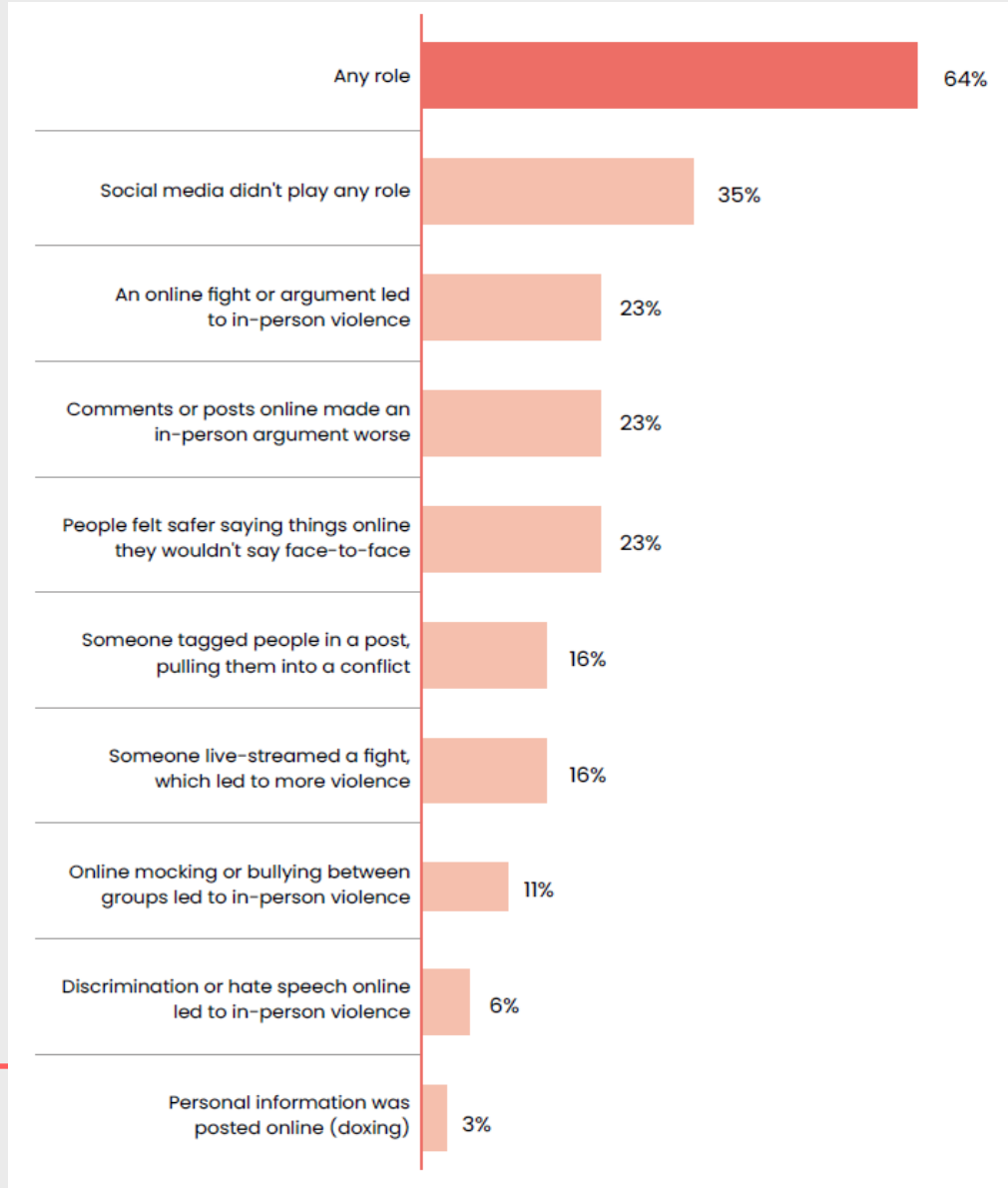
\*Not included in our definition of violence

# 1 in 9 have seen zombie knives or machetes on social media



← Types of weapons seen by children who've seen weapons online in the past 12 months

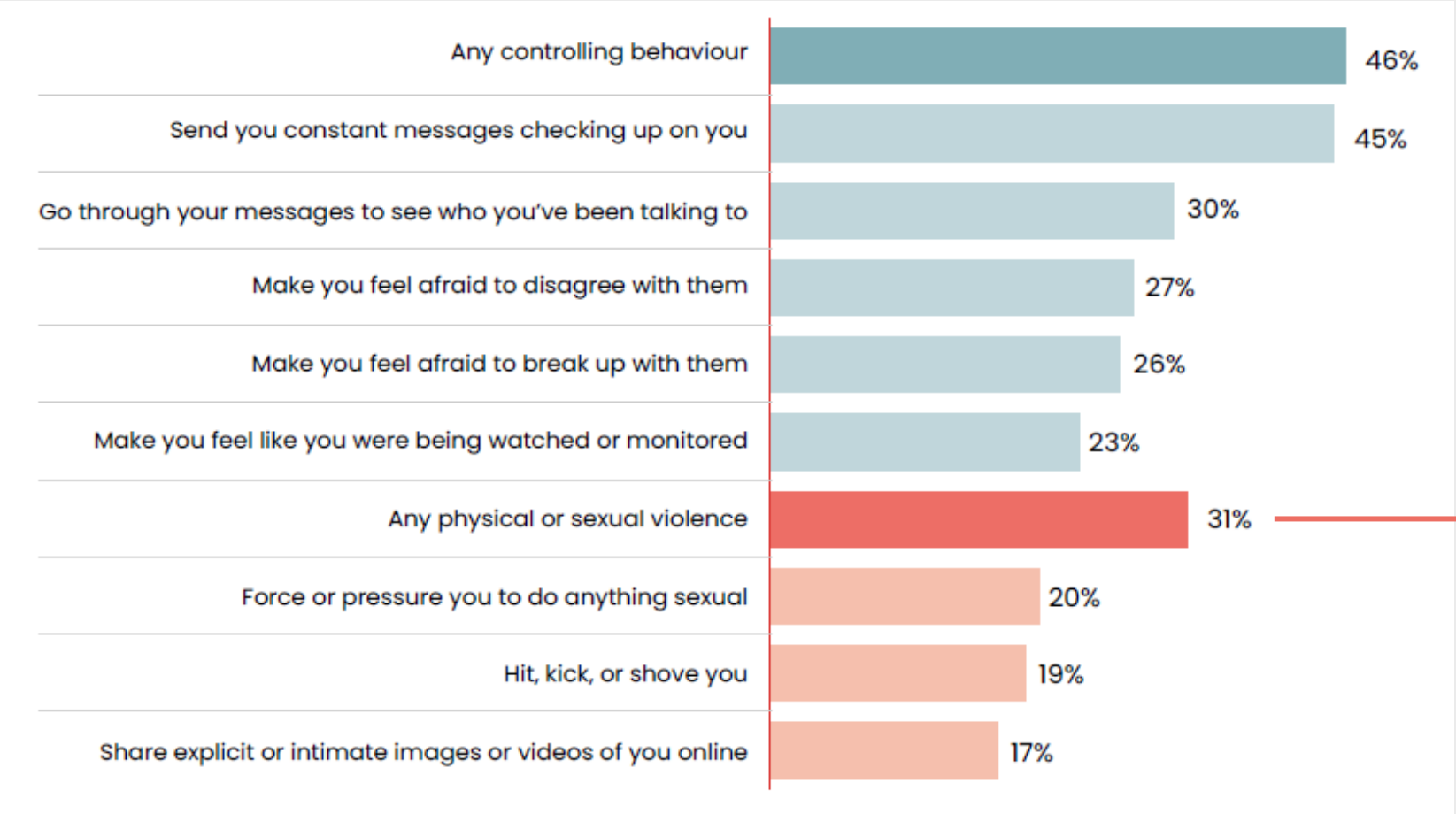
# Two-thirds of children who perpetrated violence say social media played a role



← Proportion of children who perpetrated violence who say social media played a role

# Half of children in relationships experienced violent or controlling relationship behaviours

Proportion of children in relationships who experience violent and controlling behaviours:



8.5%  
of all 13-17-year-olds

# Who is affected by violence?

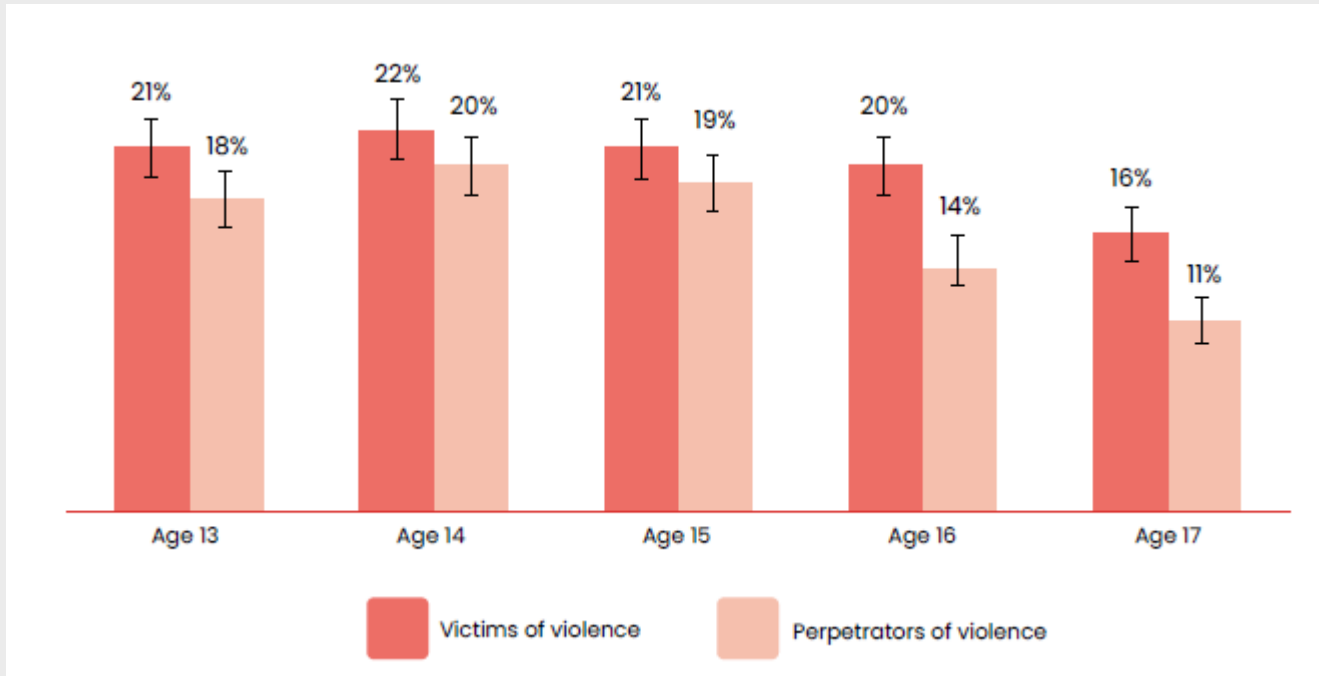
1. Younger children are more likely to say they've been affected by violence.
2. Violence is experienced differently by boys and girls.
3. Experiences of violence are concentrated among the most vulnerable.





# Younger children are more likely to be affected by violence.

**Proportion of children who've been victims and perpetrators of violence in the past year by age:**



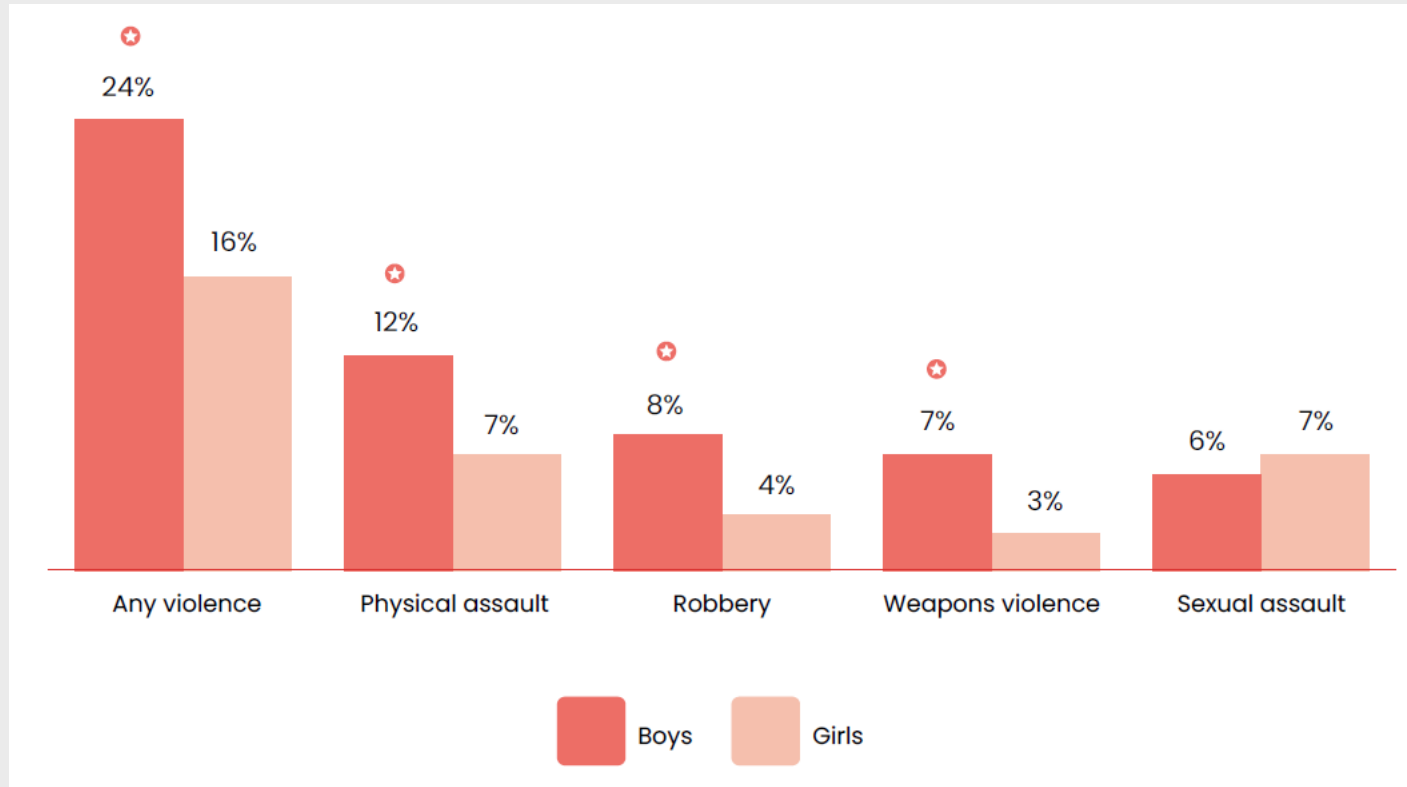
**47%**  
of 13-year-olds in relationships  
have experienced physical or  
sexual relationship violence

compared to

**19%**  
of 17-year-olds in relationships

# Boys are more likely to be involved in violence, but rates for girls are high as well.

Proportion of children who've been victims of violence in the past year by gender:



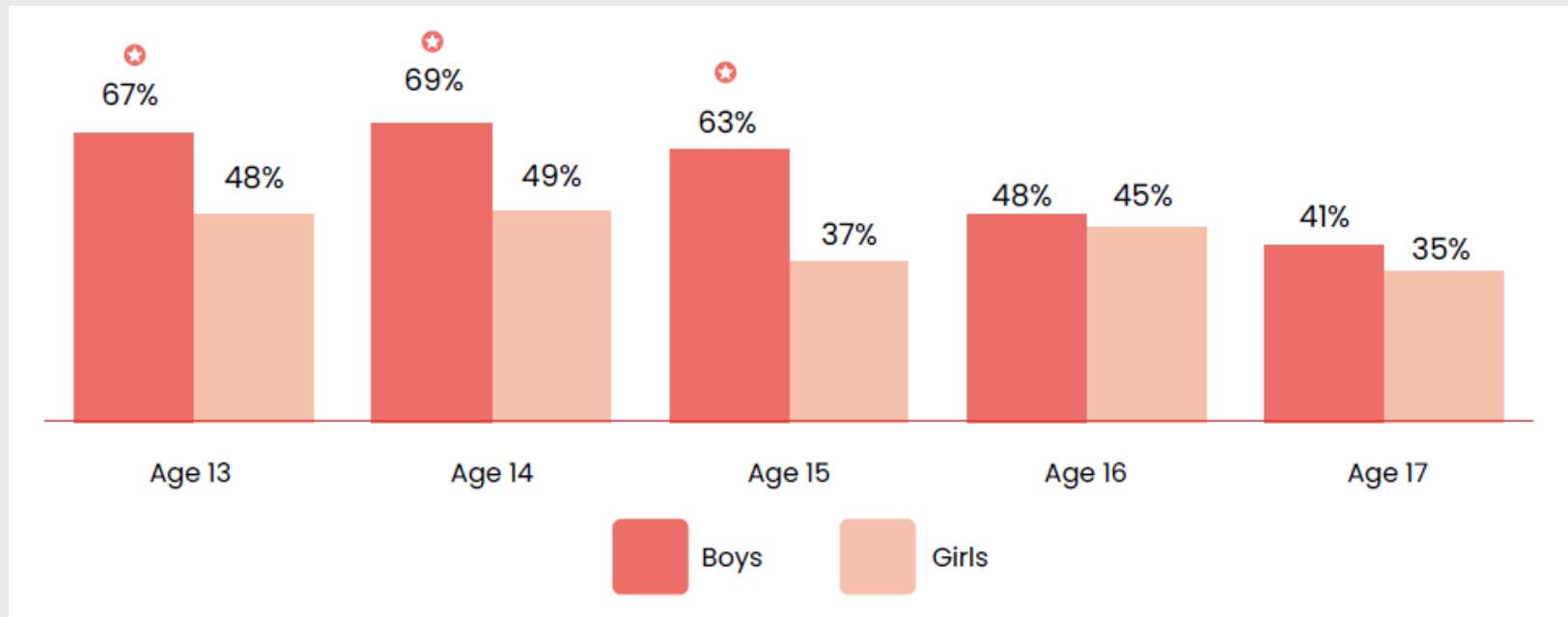
# 21%

of boys perpetrated violence vs 11% of girls

Note. Stars above bars indicate where estimates are significantly different from one another at a 95% confidence level.

# Relationship violence shows unexpected gender patterns

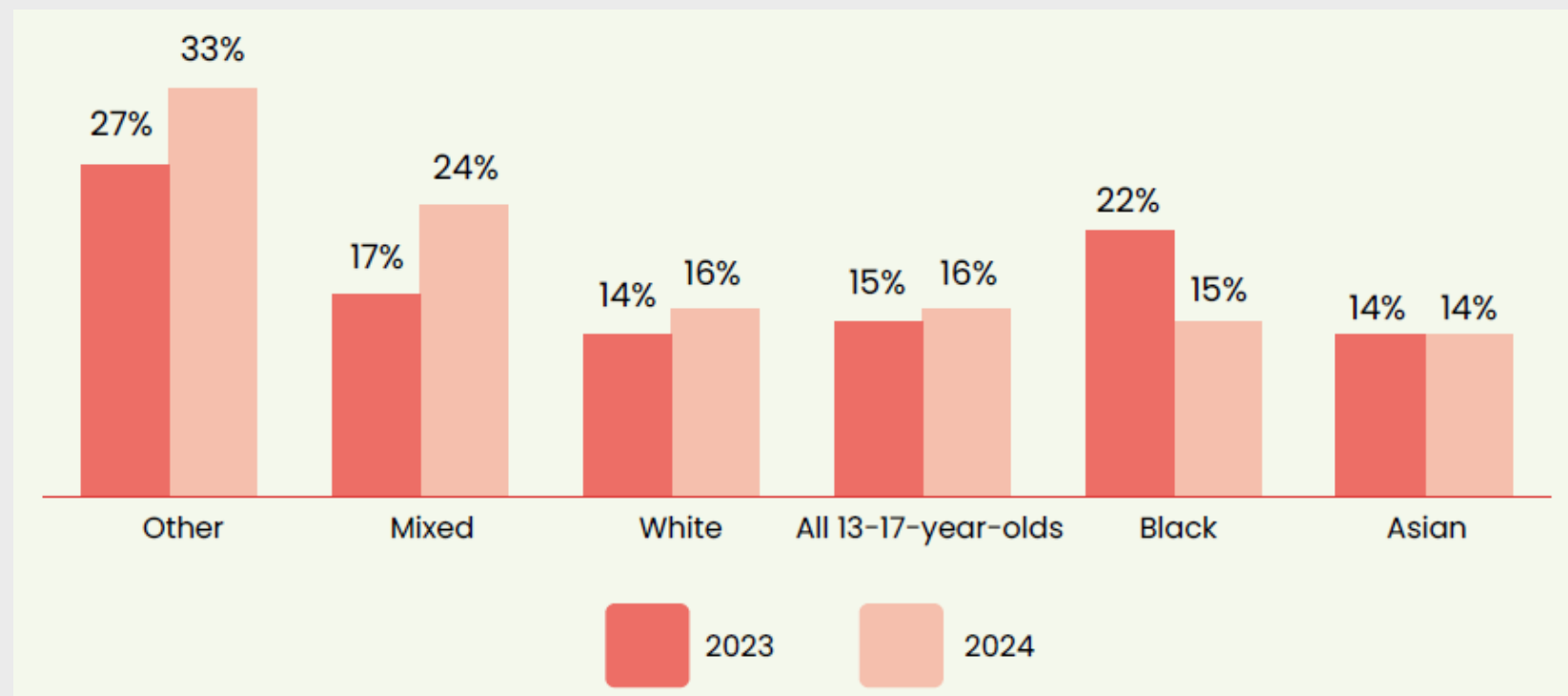
**Proportion of children in relationships who've experienced any violent or controlling behaviour by age and gender:**



Note. Stars above bars indicate where estimates are significantly different from one another at a 95% confidence level.

# Experiences differ by ethnicity

Proportion of children who perpetrated violence this year compared to last year:



But looking at broad ethnic groups might obscure the results

13%

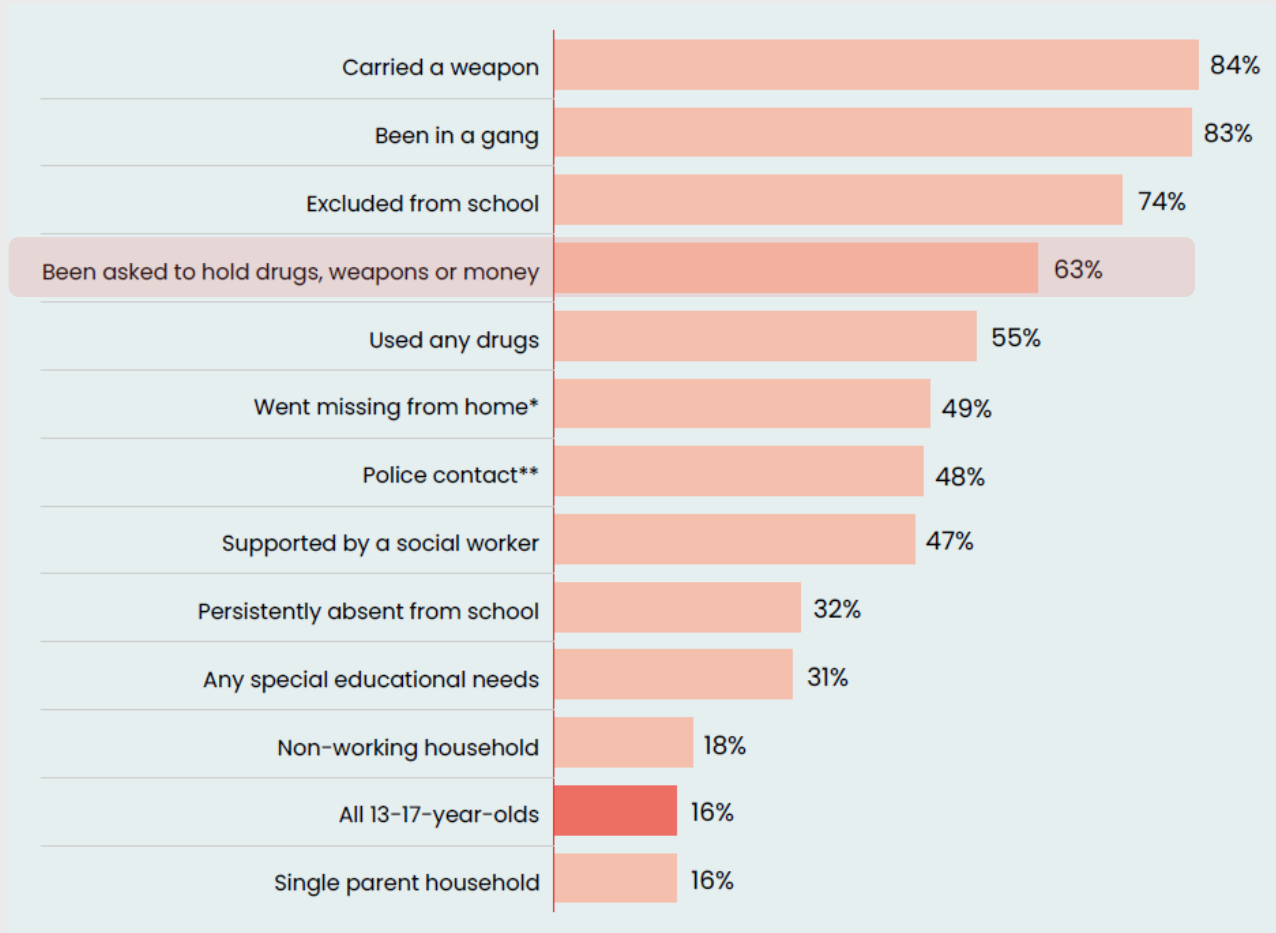
of Black African children say they perpetrated violence, compared to

20%

of Black Caribbean children

# Experiences of violence are concentrated among the most vulnerable

**Proportion of 13-17-year-olds who perpetrated violence in the past 12 months:**



of children asked to hold drugs, weapons or money...

**94%**

have seen violence on social media

**79%**

of those in relationships have experienced violent or controlling relationship behaviours

\*Stayed overnight somewhere other than a friend's house without their parent's permission.

\*\*Interaction with the police over an offence they were suspected of (e.g. arrests, stop & search).



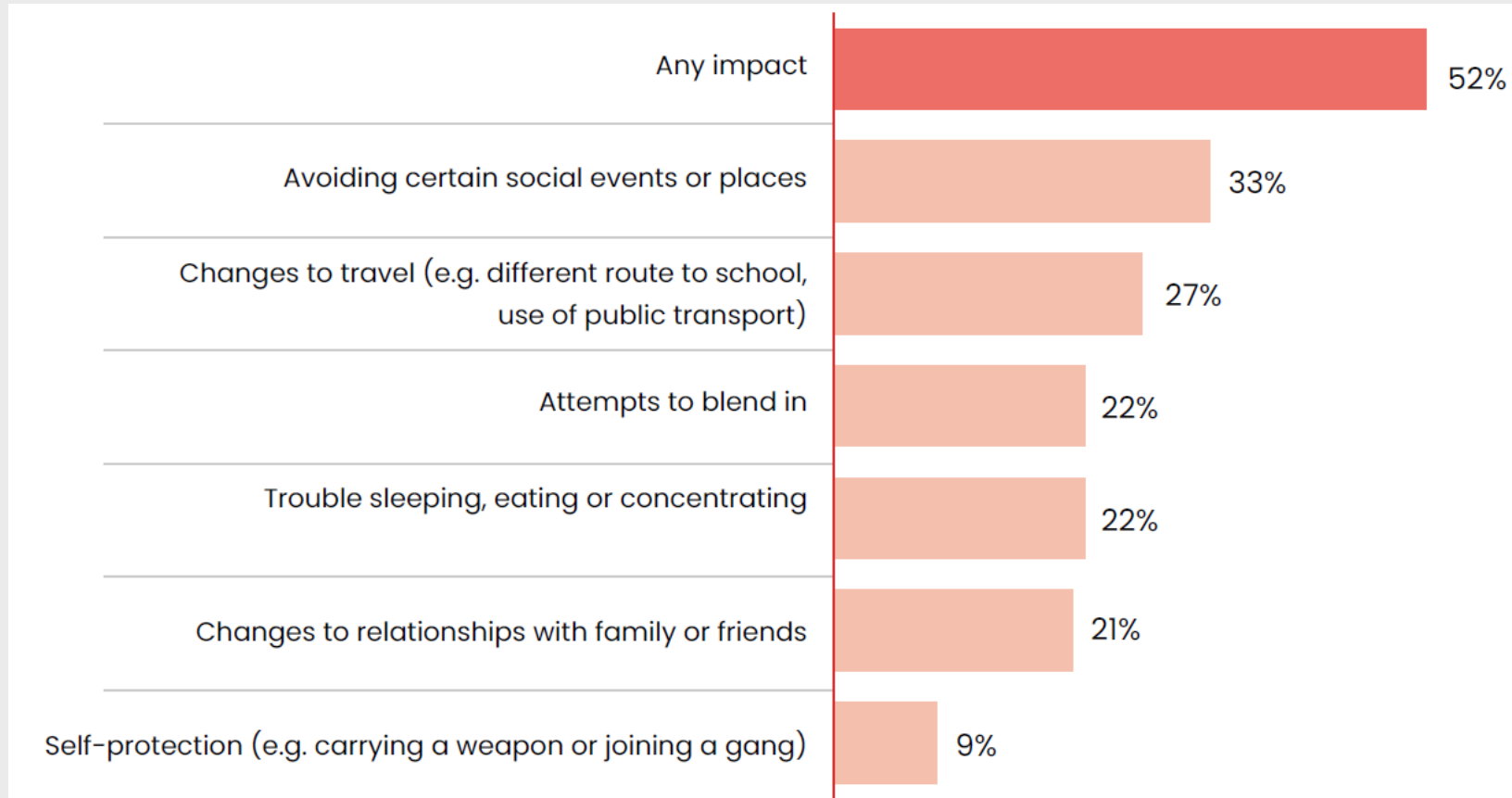
# How widespread are the effects of violence?

1. The majority of children feel the effects of violence.
2. Social media content impacts how safe children feel.
3. Some of these fears are putting them at greater risk.



# Two-thirds of children are worried about being the victim of violence

Proportion of 13-17-year-olds reporting day-to-day impacts of fears of violence:

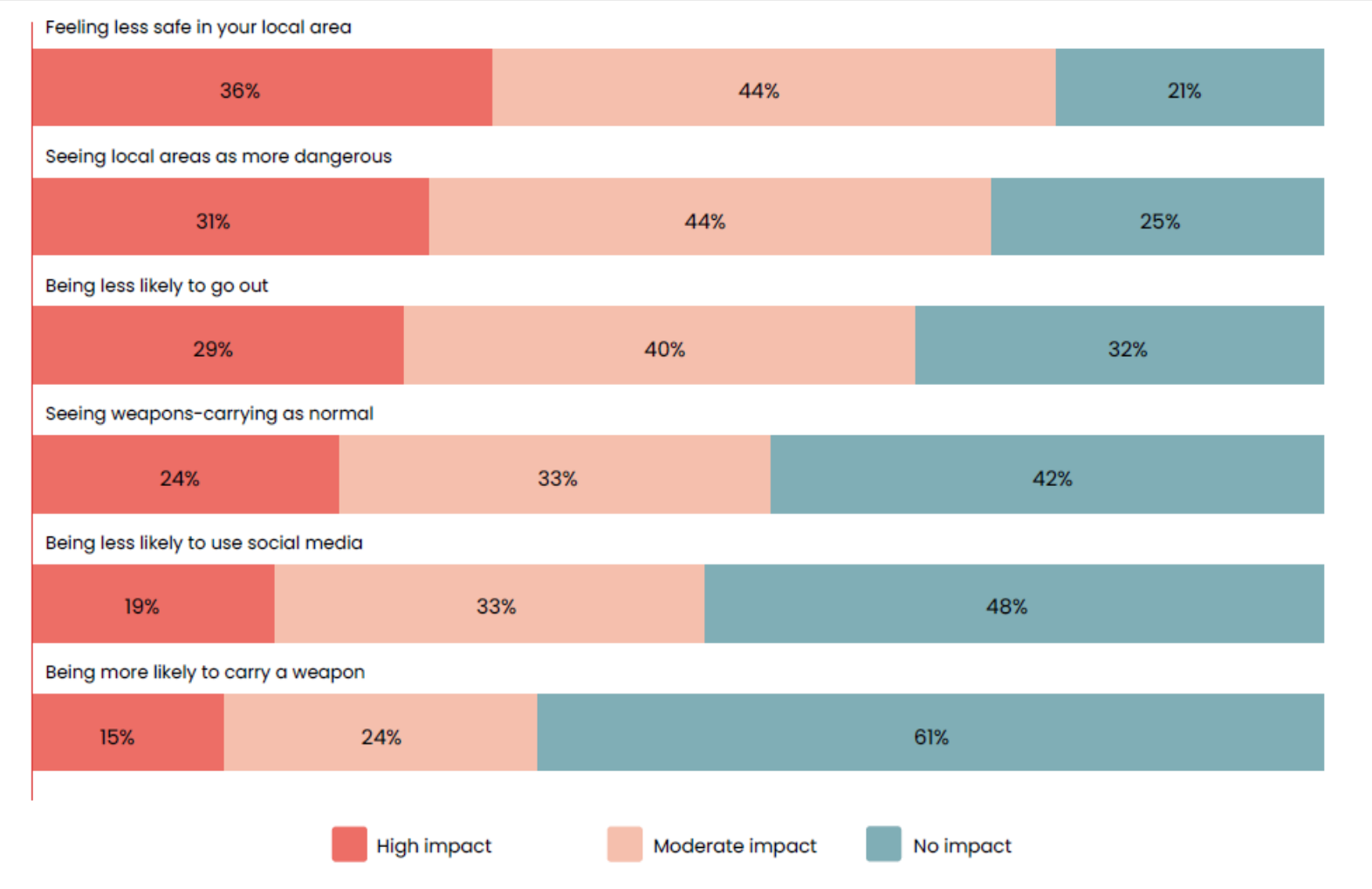


52%

say fears led them to change their behaviour or impacted their wellbeing

# Social media content affects feelings of safety

## Day-to-day impacts of seeing weapons content on social media:



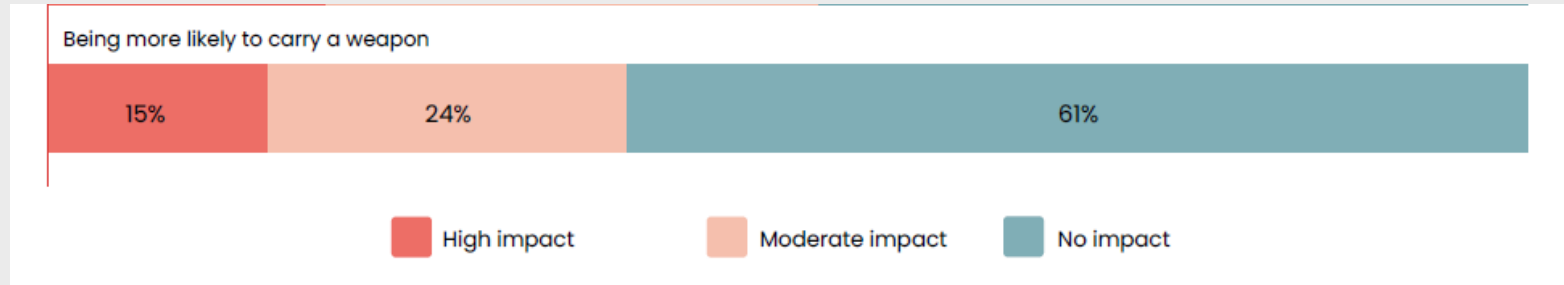
80%

seeing weapons online  
say it makes them feel  
less safe in their area

68%

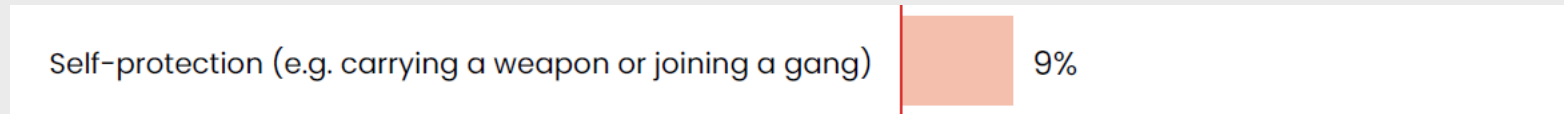
seeing weapons online  
say it makes them less  
likely to go out

# Some of these fears are putting children at greater risk



39%

of children who've seen weapons online say it has an impact on making them more likely to carry a weapon themselves



9%

of all children say they've done things to protect themselves like carrying a weapon or joining a gang



# Introduction to the YEF Toolkit



# What does the YEF Toolkit aim to do?



Summarise research  
making it accessible and  
actionable



Support professional  
decision making with  
'best bets'



Create a foundation for  
change

# YEF Toolkit

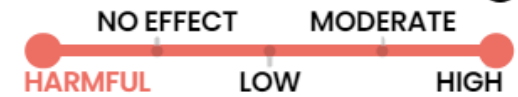
An overview of existing research on approaches to preventing serious youth violence.

Filter by:

EVIDENCE QUALITY



IMPACT



COST



## Social skills training

Aims to develop children's ability to regulate their behaviour and communicate effectively.

COST

£ £ £

EVIDENCE QUALITY



ESTIMATED IMPACT ON VIOLENT CRIME

HIGH

OTHER OUTCOMES

HIGH increase in Self-regulation



## Mentoring

Mentors provide children and young people with guidance and support.

COST

£ £ £

EVIDENCE QUALITY



ESTIMATED IMPACT ON VIOLENT CRIME

MODERATE

# Summary – High impact

Estimated Impact on Violent Crime	Approaches	Evidence Quality	Cost
HIGH	• Focused deterrence	🔍🔍🔍🔍🔍	£££
	• Social skills training	🔍🔍🔍🔍🔍	££
	• Cognitive behavioural therapy	🔍🔍🔍🔍🔍	£££
	• Sports programmes	🔍🔍🔍🔍🔍	?
	• A&E navigators	🔍🔍🔍🔍🔍	££
	• Trauma-specific therapies	🔍🔍🔍🔍🔍	££
	• Summer employment programmes	🔍🔍🔍🔍🔍	£££
	• Nutrition	🔍🔍🔍🔍🔍	£

# Summary – Moderate impact

Estimated Impact on Violent Crime	Approaches	Evidence Quality	Cost
MODERATE	• Pre-court diversion	🔍🔍🔍🔍🔍	£
	• Custody aftercare and resettlement	🔍🔍🔍🔍🔍	£££
	• Relationship violence prevention	🔍🔍🔍🔍🔍	£
	• Mentoring	🔍🔍🔍🔍🔍	£££
	• Multi-Systemic Therapy	🔍🔍🔍🔍🔍	£££
	• Restorative justice	🔍🔍🔍🔍🔍	£
	• Stop and search	🔍🔍🔍🔍🔍	£
	• Hot spots policing	🔍🔍🔍🔍🔍	?
	• Problem-oriented policing	🔍🔍🔍🔍🔍	?
	• Functional Family Therapy	🔍🔍🔍🔍🔍	£££
	• Bystander interventions to prevent sexual assault	🔍🔍🔍🔍🔍	£

# Summary – Low impact

Estimated Impact on Violent Crime	Approaches	Evidence Quality	Cost
LOW	• After-school programmes	👍👍👍👍👎	£
	• Interventions to prevent school exclusions	👍👍👍👎👎	££
	• Parenting programmes	👍👍👎👍👎	££
	• Anti-bullying programmes	👍👍👎👍👎	£
	• Adventure and wilderness therapy	👍👍👎👍👎	££
	• CCTV	👍👍👎👍👎	£££
<hr/>			
<b>No impact</b>			
	• Street lighting	👍👍👎👍👎	£

# Summary – Impact not known

Estimated Impact on Violent Crime	Approaches	Evidence Quality	Cost
?	• Police in schools	🔍🔍🔍🔍🔍	?
	• Trauma-informed training and service redesign	🔍🔍🔍🔍🔍	?
	• Media campaigns	🔍🔍🔍🔍🔍	?
	• Knife surrender schemes	🔍🔍🔍🔍🔍	?
	• Knife crime education programmes	🔍🔍🔍🔍🔍	£
	• Arts programmes	🔍🔍🔍🔍🔍	£
	• Summer schools	🔍🔍🔍🔍🔍	££

---

# Summary – Harmful

Estimated Impact on Violent Crime	Approaches	Evidence Quality	Cost
HARMFUL	• Boot camps	🔍🔍🔍🔍🔍🔍	£££
	• Prison awareness camps	🔍🔍🔍🔍🔍🔍	£

---

## HIGH IMPACT

Focused deterrence

Social skills training

Cognitive behavioural therapy

Sports programmes

Trauma-specific therapies

A&E navigators

Summer employment programmes

Nutrition

## MODERATE IMPACT

Pre-court diversion

Relationship violence prevention

Custody aftercare & resettlement

Mentoring

Multi-systemic therapy

Restorative justice

Hot spots policing

Stop and search

Bystander interventions

Functional Family Therapy

## LOW IMPACT

After-school programmes

Interventions to prevent school exclusion

Parenting programmes

Adventure and wilderness therapy

Anti-bullying programmes

CCTV

## NO EFFECT

Street lighting

## HARMFUL IMPACT

Boot camps

Prison awareness programmes

## NO CLEAR EVIDENCE

Police in schools Knife surrender schemes

Trauma-informed training Arts programmes

Media campaigns Summer schools

Knife crime education



# Future topics

- Problem-oriented policing
- Communities that Care
- Restorative justice interventions – update
- Formal pre-court diversion
- Informal pre-court diversion

# Questions & Discussion

- Do the findings from the latest YEF CVV report chime with you in relation to children's experiences in your area?
- To what extent do you commission evidence-based interventions for children vulnerable to involvement in violence locally?

# Thank you



Sign up to YEF's newsletter for latest updates:  
[www.youthendowmentfund.org.uk/newsletter](http://www.youthendowmentfund.org.uk/newsletter)

[hello@youthendowmentfund.org.uk](mailto:hello@youthendowmentfund.org.uk)